



**iDemocracy**



Co-funded by the  
Erasmus+ Programme  
of the European Union

## ACTIVITY 4

# ID.0.4.1. Digital identity

Module 0. Digital skills

This project has been funded with support from the European Commission.

This publication reflects the views only of the author, and the Commission cannot be held responsible for any use which may be made of the information contained therein.

# Summary

## What we will talk about.

- What is digital identity.
- How to manage it.
- How does it interact with the real world identity.



# What is digital identity



Digital identity is the way one person, organisation or device appears online.

A person's digital identity is made up of personal data and data about their activity on the internet.

This information about each person is called Digital Attributes.

An example of a Digital Attribute

is a person's Social Security number

or information from websites that we have searched for.

# Tips for digital identity



The content we put in some online space is there forever, we can't delete it.

All the information we publish, say, or how we behave, can be seen by anyone.

Our family, friends, bosses can see this information online.

# Tips for digital identity



Digital identity also has some privacy and security risks for each person.

One risk we may have is that other people steal our digital identity.

This means that another person does things on the internet using our name or personal data.

# The way to reduce the risks are

- Limit the sharing of social security or national identity card numbers.
- Use a strong password.
- Use a secure network or a virtual private network.

# The way to reduce the risks are

- Don't share your password or access data with other people.
- Share documents with personal information before discarding.
- Protect your home Wi-Fi network with a strong password.



# Practical Activity 1





Trainees write in a flipchart and with post its the elements and characteristics they want to value online, what they want to share and want other people to see.



# Search your information on Google

We can go to Google and search for information about ourselves.

We can find good or bad information.

How many results have we found?

Are there more people with the same name?

Have we seen negative information about ourselves?




# Search your information on Google

Put apart negative things,  
respond kindly to any negative comments  
to show people that you can turn critics  
into something positive.

# Practical Activity



0.4.1A. Google Yourself



# Google Alerts


Google has a free alert service.

This service allows you to set up alerts on your name.

Thanks to these alerts, we can know

when someone says something about us


on the internet.





# Google Alerts



**Alertes**  
Recevez des alertes lorsque du contenu susceptible de vous intéresser est publié sur le Web

🔍 Créer une alerte à propos de...

Mes alertes (1) 


eseniors  

Ma présence sur le Web

 "Daria Kyslitska" +  daria.kyslitska@gmail... +

In your Gmail account,  
the google alerts service sends out an email  
to alert you whenever  
a personal information is posted on the Internet  
or information from searches they have made.

# Practical Activity



0.4.1B. Setting Google Alert

# Group discussion



What do I take out from this activity?





Rights and technologies,  
united by citizen participation

THANK YOU  
FOR YOUR ATTENTION